



### District Report Card: 2017


<b>State:</b> Assam	<b>District:</b> Barpeta
<b>Class:</b> 5	<b>Subject:</b> Language
<b>Schools:</b> 60	<b>Students:</b> 1096


### Participation/Coverage


#### Students

<div>GENDER</div> <div></div>	Boys		Girls	
	Number	%	Number	%
	490	44.71	606	55.29

<div>AREA</div> <div></div>	Rural		Urban	
	Number	%	Number	%
	1066	97.26	30	2.74

<div>CATEGORY</div> <div></div>	SC		ST		OBC		GEN	
	Number	%	Number	%	Number	%	Number	%
	73	6.66	8	0.73	32	2.92	983	89.69

<div>CWSN</div> <div></div>	LD	VI	HI	S&LD	ID	Oth
	4	2	0	1	0	3

<div>Management</div> <div></div>	Government		Government-aided	
	Number	%	Number	%
	1054	96.17	42	3.83

### Average Performance of Students in Language (%)

Overall	Gender		Area		Management		Social Group			
	Male	Female	Rural	Urban	Govt.	Aided	SC	ST	OBC	GEN
65.16	65.21	65.13	65.35	58.67	64.87	72.54	54.25	59.17	62.92	66.10

## Performance on Learning Outcomes (LOs)

Learning Outcomes	Description	Average Performance(%)
L504	Reads and comprehends independently storybooks, news items/ headlines, advertisements etc.	65.66
L508	Reads text with comprehension, locates details and sequence of events	64.92

Range of Performance of Students who Answered Correctly							
Below 30%		30% - 50%		50% - 75%		Above 75%	
Number	%	Number	%	Number	%	Number	%
102	9.31	170	15.51	427	38.96	397	36.22

### Lowest Performing Learning Outcomes (LOs)

- 1 - Reads text with comprehension, locates details and sequence of events (64.92)
- 2 - Reads and comprehends independently storybooks, news items/ headlines, advertisements etc. (65.66)